




























16 100m Individual Medley Women Heat



































Official

































☰ Entries



































☰ Heats

































Total 15 years 13 years 14 years 16-18 years



















| Rank | Competitor | Age | Club | RT | FINA | Result | |
|------|--|-----|--|-------|------|---|---|
| 1 |  Yeldon Ann... | 17 |  Nga Tai Tu... | +0.74 | | 1:08.21 Entry: 1:08.91 (- 0.70) | Q |
| | 50m: 30.71 | | 100m: 1:08.21 (37.50) | | | | |
| 2 |  Booth Mia | 17 |  Tawa Swim... | +0.63 | | 1:08.98 Entry: 1:10.92 (- 1.94) | Q |
| | 50m: 30.59 | | 100m: 1:08.98 (38.39) | | | | |
| 3 |  Franklin Pa... | 14 |  Central Ha... | | | 1:10.14 Entry: 1:12.09 (- 1.95) | Q |
| | 50m: 31.93 | | 100m: 1:10.14 (38.21) | | | | |
| 4 |  Stanford H... | 15 |  Greendale ... | | | 1:10.92 Entry: 1:11.77 (- 0.85) | Q |
| | 50m: 31.04 | | 100m: 1:10.92 (39.88) | | | | |
| 5 |  Baars Ashlee | 14 |  Vikings Swi... | | | 1:11.34 Entry: 1:12.48 (- 1.14) | Q |
| | 50m: 33.94 | | 100m: 1:11.34 (37.40) | | | | |
| 6 |  Cain-Townl... | 15 |  Nelson Sou... | +0.55 | | 1:11.48 Entry: 1:14.47 (- 2.99) | Q |
| | 50m: 32.05 | | 100m: 1:11.48 (39.43) | | | | |
| 7 |  Flint Mia | 14 |  Jasi Swim ... | +0.55 | | 1:11.58 Entry: 1:12.63 (- 1.05) | Q |
| | 50m: 31.96 | | 100m: 1:11.58 (39.62) | | | | |
| 8 |  Cabrera-M... | 17 | Swim Timaru | | | 1:11.60 Entry: 1:11.97 (- 0.37) | Q |
| | 50m: 34.35 | | 100m: 1:11.60 (37.25) | | | | |
| 9 |  Sampson H... | 13 |  SwimZone ... | | | 1:11.63 Entry: 1:16.50 (- 4.87) | Q |
| | 50m: 33.92 | | 100m: 1:11.63 (37.71) | | | | |
| 10 |  Vial France... | 13 |  Greendale ... | +0.42 | | 1:11.70 Entry: 1:14.94 (- 3.24) | Q |
| | 50m: 32.60 | | 100m: 1:11.70 (39.10) | | | | |
| 11 |  Upton Laila | 13 |  Capital Swi... | +0.58 | | 1:11.83 Entry: 1:14.14 (- 2.31) | Q |
| | 50m: 33.43 | | 100m: 1:11.83 (38.40) | | | | |
| 12 |  Carter Violet | 13 |  Ice Breaker... | | | 1:11.88 Entry: 1:14.07 (- 2.19) | Q |
| | 50m: 32.90 | | 100m: 1:11.88 (38.98) | | | | |
| 13 |  Henare Kaia | 14 |  Trojans Swi... | | | 1:11.97 Entry: 1:12.73 (- 0.76) | Q |
| | 50m: 33.64 | | 100m: 1:11.97 (38.33) | | | | |
| 14 |  Johnson N... | 16 |  Greendale ... | | | 1:12.00 Entry: 1:12.30 (- 0.30) | Q |
| | 50m: 32.25 | | 100m: 1:12.00 (39.75) | | | | |

| | | | | | |
|----|---|----|---|------------------------------------|---|
| 15 |  Dodunski F... | 14 |  TBSS Cent... | 1:12.01 Entry: 1:13.08 (- 1.07) | Q |
| | 50m: 31.18 | | 100m: 1:12.01 (40.83) | | |
| 16 |  Lovell Jessi... | 15 |  Blenheim S... +0.62 | 1:12.02 Entry: 1:12.36 (- 0.34) | Q |
| | 50m: 32.29 | | 100m: 1:12.02 (39.73) | | |
| 17 |  Speers Bro... | 14 |  Greendale ... | 1:12.20 Entry: 1:13.43 (- 1.23) | Q |
| | 50m: 32.21 | | 100m: 1:12.20 (39.99) | | |
| 18 |  MacDowall ... | 15 |  Selwyn Swi... | 1:12.28 Entry: 1:13.17 (- 0.89) | Q |
| | 50m: 32.60 | | 100m: 1:12.28 (39.68) | | |
| 19 |  Booth Alexia | 15 |  Tawa Swim... | 1:12.34 Entry: 1:14.83 (- 2.49) | Q |
| | 50m: 32.74 | | 100m: 1:12.34 (39.60) | | |
| 19 |  Mellor Ariana | 17 |  Nelson Sou... | 1:12.34 Entry: 1:10.76 (+ 1.58) | Q |
| | 50m: 31.98 | | 100m: 1:12.34 (40.36) | | |
| 21 |  Burroughs ... | 16 |  Heretaunga... +0.57 | 1:12.44 Entry: 1:13.70 (- 1.26) | Q |
| | 50m: 31.39 | | 100m: 1:12.44 (41.05) | | |
| 22 |  Shuker Meg | 17 |  Pukekohe S... | 1:12.53 Entry: 1:15.14 (- 2.61) | Q |
| | 50m: 33.89 | | 100m: 1:12.53 (38.64) | | |
| 22 |  David Cata... | 15 |  Wanaka Sw... | 1:12.53 Entry: 1:13.16 (- 0.63) | Q |
| | 50m: 32.72 | | 100m: 1:12.53 (39.81) | | |
| 24 |  Bendall Em... | 15 |  Ice Breaker... | 1:12.71 Entry: 1:12.60 (+ 0.11) | Q |
| | 50m: 32.70 | | 100m: 1:12.71 (40.01) | | |
| 25 |  Menzies La... | 13 |  Selwyn Swi... | 1:12.74 Entry: 1:14.22 (- 1.48) | Q |
| | 50m: 32.08 | | 100m: 1:12.74 (40.66) | | |
| 25 |  Ferguson A... | 15 |  North Cant... +0.53 | 1:12.74 Entry: 1:13.10 (- 0.36) | Q |
| | 50m: 32.98 | | 100m: 1:12.74 (39.76) | | |
| 27 |  Meynell Ellie | 16 |  Greendale ... +0.59 | 1:12.76 Entry: 1:13.49 (- 0.73) | Q |
| | 50m: 33.33 | | 100m: 1:12.76 (39.43) | | |
| 28 |  Hanley Ella | 14 |  Tawa Swim... +0.66 | 1:12.77 Entry: 1:14.98 (- 2.21) | Q |
| | 50m: 33.60 | | 100m: 1:12.77 (39.17) | | |
| 29 |  Sturt Natalie | 15 |  Jasi Swim ... +0.62 | 1:12.88 Entry: 1:12.56 (+ 0.32) | Q |
| | 50m: 33.95 | | 100m: 1:12.88 (38.93) | | |
| 30 |  Lowe Tegan | 14 |  Whanganui... +0.58 | 1:12.91 Entry: 1:15.31 (- 2.40) | Q |
| | 50m: 32.92 | | 100m: 1:12.91 (39.99) | | |
| 31 |  Seymour M... | 15 |  Tasman Sw... | 1:12.94 Entry: 1:12.34 (+ 0.60) | Q |
| | 50m: 31.69 | | 100m: 1:12.94 (41.25) | | |

| | | | | | | |
|----|---|----|---|-------|---|---|
| 32 |  Grenfell An... | 15 |  Nelson Sou... | | 1:13.00 Entry: 1:13.96 (- 0.96) | |
| | 50m: 32.49 | | 100m: 1:13.00 (40.51) | | | |
| 33 |  Gwiazdzins... | 14 | Stratford A... | +0.75 | 1:13.07 Entry: 1:13.92 (- 0.85) | Q |
| | 50m: 34.30 | | 100m: 1:13.07 (38.77) | | | |
| 34 |  McLaren C... | 13 |  Trojans Swi... | | 1:13.12 Entry: 1:16.54 (- 3.42) | Q |
| | 50m: 33.44 | | 100m: 1:13.12 (39.68) | | | |
| 35 |  Hearn Ciara | 14 |  Tawa Swim... | | 1:13.15 Entry: 1:12.66 (+ 0.49) | Q |
| | 50m: 34.28 | | 100m: 1:13.15 (38.87) | | | |
| 36 |  Duly Molly | 14 |  Heretaunga... | | 1:13.23 Entry: 1:15.48 (- 2.25) | |
| | 50m: 31.87 | | 100m: 1:13.23 (41.36) | | | |
| 37 |  Bell Sascha | 15 |  Bay of Islan... | +0.67 | 1:13.25 Entry: 1:15.53 (- 2.28) | |
| | 50m: 35.16 | | 100m: 1:13.25 (38.09) | | | |
| 38 |  Hine Ellinor | 17 |  Nelson Sou... | | 1:13.32 Entry: 1:14.84 (- 1.52) | Q |
| | 50m: 31.93 | | 100m: 1:13.32 (41.39) | | | |
| 39 |  Miller Isabella | 14 |  Neptune S... | +0.44 | 1:13.52 Entry: 1:15.46 (- 1.94) | |
| | 50m: 32.67 | | 100m: 1:13.52 (40.85) | | | |
| 40 |  Ealam-Smit... | 14 |  North Cant... | | 1:13.62 Entry: 1:13.26 (+ 0.36) | |
| | 50m: 32.89 | | 100m: 1:13.62 (40.73) | | | |
| 41 |  Bryant Sop... | 17 |  Central Ha... | +0.49 | 1:13.69 Entry: 1:13.51 (+ 0.18) | Q |
| | 50m: 33.55 | | 100m: 1:13.69 (40.14) | | | |
| 42 |  Croft Amelia | 15 |  Manurewa ... | | 1:13.70 Entry: 1:14.91 (- 1.21) | |
| | 50m: 34.55 | | 100m: 1:13.70 (39.15) | | | |
| 43 |  Kennard S... | 13 |  Aquabladz ... | | 1:13.83 Entry: 1:15.69 (- 1.86) | Q |
| | 50m: 34.12 | | 100m: 1:13.83 (39.71) | | | |
| 44 |  Thorstense... | 16 |  Blenheim S... | +0.73 | 1:13.96 Entry: 1:13.21 (+ 0.75) | |
| | 50m: 33.03 | | 100m: 1:13.96 (40.93) | | | |
| 44 |  Henshaw J... | 15 |  Selwyn Swi... | | 1:13.96 Entry: 1:14.13 (- 0.17) | |
| | 50m: 32.93 | | 100m: 1:13.96 (41.03) | | | |
| 46 |  Yang Ming... | 13 | Dannevirke ... | | 1:14.06 Entry: 1:15.76 (- 1.70) | Q |
| | 50m: 34.81 | | 100m: 1:14.06 (39.25) | | | |
| 47 |  Sheridan B... | 14 |  Tawa Swim... | | 1:14.09 Entry: 1:15.40 (- 1.31) | |
| | 50m: 32.19 | | 100m: 1:14.09 (41.90) | | | |
| 48 |  McGrath Lily | 13 |  Neptune S... | | 1:14.13 Entry: 1:15.45 (- 1.32) | Q |
| | 50m: 34.93 | | 100m: 1:14.13 (39.20) | | | |

| | | | | |
|----|--|----|---|---|
| 49 |  Chaney Talia | 14 |  Pukekohe S... | 1:14.17 (- 0.70) Entry: 1:14.87 |
| | 50m: 33.99 | | 100m: 1:14.17 (40.18) | |
| 50 |  Brown Eliana | 14 |  Dannevirke ... | 1:14.26 Entry: 1:14.91 (- 0.65) |
| | 50m: 32.87 | | 100m: 1:14.26 (41.39) | |
| 51 |  Lomax Ella | 13 |  QEII Swim ... +0.60 | 1:14.32 Q Entry: 1:14.85 (- 0.53) |
| | 50m: 34.00 | | 100m: 1:14.32 (40.32) | |
| 52 |  Renata Katia | 15 |  Selwyn Swi... +0.83 | 1:14.34 Entry: 1:15.58 (- 1.24) |
| | 50m: 32.86 | | 100m: 1:14.34 (41.48) | |
| 52 |  Spencer-M... | 13 |  Wharenui S... | 1:14.34 Entry: 1:13.93 (+ 0.41) |
| | 50m: 34.02 | | 100m: 1:14.34 (40.32) | |
| 54 |  Moleta Anika | 15 |  Ice Breaker... | 1:14.39 Entry: 1:15.18 (- 0.79) |
| | 50m: 34.75 | | 100m: 1:14.39 (39.64) | |
| 55 |  Doggett Ag... | 14 |  Whanganui... | 1:14.42 Entry: 1:16.30 (- 1.88) |
| | 50m: 33.83 | | 100m: 1:14.42 (40.59) | |
| 56 |  McBride Oli... | 14 |  Kiwi ASC | 1:14.57 Entry: 1:15.83 (- 1.26) |
| | 50m: 34.69 | | 100m: 1:14.57 (39.88) | |
| 57 |  Uys Heidi | 17 |  Swim Timaru | 1:14.64 Entry: 1:14.57 (+ 0.07) |
| | 50m: 34.72 | | 100m: 1:14.64 (39.92) | |
| 58 |  McEntyre B... | 13 |  Taieri Swim... | 1:14.70 Entry: 1:16.32 (- 1.62) |
| | 50m: 33.72 | | 100m: 1:14.70 (40.98) | |
| 59 |  Ellett Caitlin | 14 |  Alexandra ... | 1:14.78 Entry: 1:15.51 (- 0.73) |
| | 50m: 34.79 | | 100m: 1:14.78 (39.99) | |
| 60 |  Hughes Keira | 15 |  Taieri Swim... | 1:14.83 Entry: 1:15.03 (- 0.20) |
| | 50m: 34.17 | | 100m: 1:14.83 (40.66) | |
| 61 |  Gibson Col... | 14 |  North Cant... | 1:14.95 Entry: 1:16.20 (- 1.25) |
| | 50m: 33.73 | | 100m: 1:14.95 (41.22) | |
| 62 |  Rogers Piper | 15 |  Tawa Swim... | 1:15.03 Entry: 1:15.26 (- 0.23) |
| | 50m: 33.90 | | 100m: 1:15.03 (41.13) | |
| 63 |  Swamy Tara | 17 |  Tawa Swim... | 1:15.05 Entry: 1:13.48 (+ 1.57) |
| | 50m: 33.33 | | 100m: 1:15.05 (41.72) | |
| 64 |  Tohaia Mollie | 13 |  Pukekohe S... | 1:15.10 Entry: 1:16.25 (- 1.15) |
| | 50m: 33.30 | | 100m: 1:15.10 (41.80) | |
| 65 |  Neal Audrey | 15 |  Coast Swi... | 1:15.21 Entry: 1:15.25 (- 0.04) |
| | 50m: 33.88 | | 100m: 1:15.21 (41.33) | |

| | | | | | |
|----|--|----|---|--|---|
| 66 |  Ramsay Ella | 15 |  Matamata ... | | 1:15.46 Entry: 1:15.90 (- 0.44) |
| | 50m: 34.78 | | 100m: 1:15.46 (40.68) | | |
| 67 |  Bruning Alice | 14 |  Huntly Swi... | | 1:15.52 Entry: 1:14.33 (+ 1.19) |
| | 50m: 34.91 | | 100m: 1:15.52 (40.61) | | |
| 67 |  Johnson Ol... | 13 |  Murihiku S... | | 1:15.52 Entry: 1:16.00 (- 0.48) |
| | 50m: 33.55 | | 100m: 1:15.52 (41.97) | | |
| 69 |  Sharp Abigail | 16 |  Parnell Swi... | | 1:15.61 Entry: 1:13.28 (+ 2.33) |
| | 50m: 33.99 | | 100m: 1:15.61 (41.62) | | |
| 70 |  Makarova-... | 13 |  North Shor... +0.34 | | 1:15.78 Entry: 1:15.92 (- 0.14) |
| | 50m: 33.88 | | 100m: 1:15.78 (41.90) | | |
| 71 |  Goomes R... | 14 |  Nelson Sou... | | 1:15.81 Entry: 1:13.87 (+ 1.94) |
| | 50m: 34.37 | | 100m: 1:15.81 (41.44) | | |
| 72 |  Scott Erin | 16 |  Whangarei ... | | 1:15.84 Entry: 1:14.36 (+ 1.48) |
| | 50m: 34.40 | | 100m: 1:15.84 (41.44) | | |
| 73 |  Anderson P... | 15 |  SwimZone ... +0.68 | | 1:15.99 Entry: 1:15.96 (+ 0.03) |
| | 50m: 34.13 | | 100m: 1:15.99 (41.86) | | |
| 74 |  Hobo Made... | 14 | Stratford A... | | 1:16.01 Entry: 1:15.25 (+ 0.76) |
| | 50m: 36.13 | | 100m: 1:16.01 (39.88) | | |
| 75 |  Carr Emily | 14 |  Wharenui S... +0.62 | | 1:16.18 Entry: 1:16.14 (+ 0.04) |
| | 50m: 33.66 | | 100m: 1:16.18 (42.52) | | |
| 76 |  Icton Emma | 13 |  Aquabladz ... +0.50 | | 1:16.28 Entry: 1:16.93 (- 0.65) |
| | 50m: 34.68 | | 100m: 1:16.28 (41.60) | | |
| 77 |  Smith Lily | 13 |  Kiwi West A... | | 1:16.31 Entry: 1:15.38 (+ 0.93) |
| | 50m: 35.37 | | 100m: 1:16.31 (40.94) | | |
| 78 |  Mayo Sophie | 15 |  SwimZone ... | | 1:16.32 Entry: 1:15.72 (+ 0.60) |
| | 50m: 34.56 | | 100m: 1:16.32 (41.76) | | |
| 79 |  Hancock Ja... | 16 | Stratford A... | | 1:16.40 Entry: 1:13.17 (+ 3.23) |
| | 50m: 34.24 | | 100m: 1:16.40 (42.16) | | |
| 80 |  Dawson Kate | 15 |  Wharenui S... | | 1:16.45 Entry: 1:15.65 (+ 0.80) |
| | 50m: 34.36 | | 100m: 1:16.45 (42.09) | | |
| 81 |  Morrison Si... | 13 |  Kowhai Swi... | | 1:16.47 Entry: 1:16.84 (- 0.37) |
| | 50m: 35.18 | | 100m: 1:16.47 (41.29) | | |
| 82 |  Gibbs Meg... | 13 |  Tawa Swim... | | 1:16.59 Entry: 1:15.37 (+ 1.22) |
| | 50m: 35.70 | | 100m: 1:16.59 (40.89) | | |

| | | | | | |
|----|--|----|--|-------|---|
| 83 |  Kyle Victoria | 15 | Swim Timaru | +0.54 | 1:16.64 (+ 0.88) Entry: 1:15.76 |
| | 50m: 35.77 | | 100m: 1:16.64 (40.87) | | |
| 84 |  Ward Sama... | 16 |  St Paul's S... | +0.72 | 1:16.67 Entry: 1:14.92 (+ 1.75) |
| | 50m: 33.97 | | 100m: 1:16.67 (42.70) | | |
| 85 |  Orbell Erika | 13 |  TBSS Cent... | +0.63 | 1:16.68 Entry: 1:16.10 (+ 0.58) |
| | 50m: 34.32 | | 100m: 1:16.68 (42.36) | | |
| 86 |  Hancock Lexi | 13 | Stratford A... | | 1:16.70 Entry: 1:16.93 (- 0.23) |
| | 50m: 35.10 | | 100m: 1:16.70 (41.60) | | |
| 87 |  Hickford Tal... | 14 |  Aquabladz ... | | 1:16.72 Entry: 1:14.71 (+ 2.01) |
| | 50m: 34.00 | | 100m: 1:16.72 (42.72) | | |
| 88 |  McIntyre H... | 14 |  St Paul's S... | | 1:16.97 Entry: 1:14.49 (+ 2.48) |
| | 50m: 34.78 | | 100m: 1:16.97 (42.19) | | |
| 89 |  Mill Georgia | 14 |  Trojans Swi... | | 1:17.02 Entry: 1:15.44 (+ 1.58) |
| | 50m: 35.74 | | 100m: 1:17.02 (41.28) | | |
| 90 |  Bell Sophie | 15 |  Pirates Swi... | | 1:17.05 Entry: 1:14.06 (+ 2.99) |
| | 50m: 34.25 | | 100m: 1:17.05 (42.80) | | |
| 91 |  Lawrence L... | 16 |  Matamata ... | | 1:17.41 Entry: 1:15.18 (+ 2.23) |
| | 50m: 35.27 | | 100m: 1:17.41 (42.14) | | |
| 92 |  Lingard Olivia | 14 |  SwimZone ... | | 1:17.68 Entry: 1:15.67 (+ 2.01) |
| | 50m: 34.56 | | 100m: 1:17.68 (43.12) | | |